



# Immigration [Snapshot]

CHATHAM-KENT

Statistics Canada Census Period 2016-2021 <sup>1</sup>

Chatham-Kent Total  
Immigrant Population:  
**9,240**

Non-Permanent  
Residents:  
**530**

Total Recent  
Immigrants:  
**845**



**7.2%**

Increase in the  
number of  
immigrants in CK  
since 2016



**44%**

Increase in recent  
immigration to  
CK from 2016



**9.1%**

Percentage of the CK  
Population that are  
immigrants, up from  
8.7% in 2016



**51.4%**

Increase in non-permanent  
residents (*those with  
a work or study permit,  
asylum claimants, and  
family members without  
other status*)



**81.3%**

Have acquired  
Canadian  
Citizenship



**740**

Individuals with  
permanent resident (PR)  
status moved to CK or  
obtained PR status during  
the last census period. <sup>2</sup>


<sup>1</sup> Data provided is from Statistics Canada 2021 long form Census questionnaire, which represents a 25% sample size. The 2021 short form Census questionnaire was sent out to 100% of all households. Statistics Canada. 2022. Census Profile. 2021 Census. Statistics Canada Catalogue no. 98-316-X2021001. Ottawa. Released October 26 2022.

<https://www12.statcan.gc.ca/census-recensement/2021/dp-pd/prof/index.cfm?Lang=E>

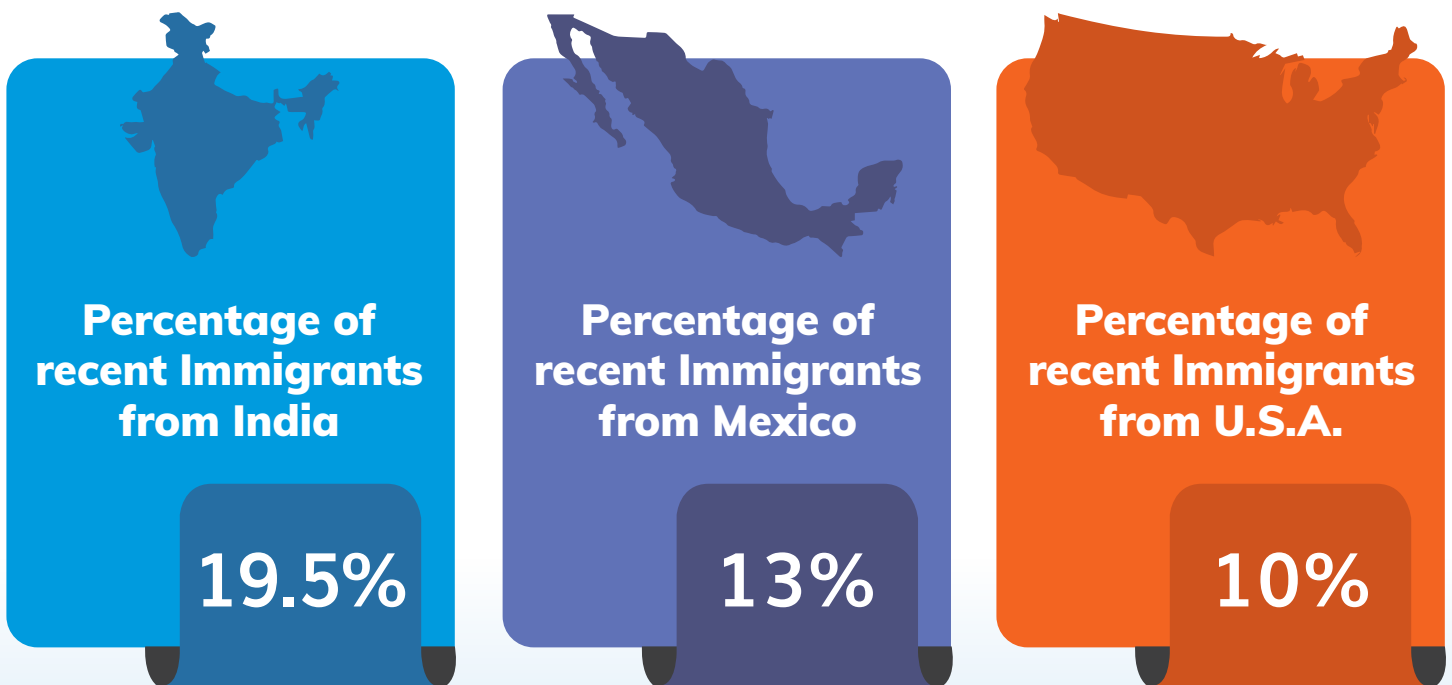
<sup>2</sup> Statistics Canada. 2019. Permanent Residents – Monthly IRCC Updates - Canada - Admissions of Permanent Residents by Province/Territory, Census Division and Census Subdivision of the Intended Destination [Data visualization tool].

[https://www.cic.gc.ca/opendata-donneesouvertes/data/FR\\_ODP-PR-CSD.xlsx](https://www.cic.gc.ca/opendata-donneesouvertes/data/FR_ODP-PR-CSD.xlsx)

# Place of Birth for Recent Immigrants (2016-2021)



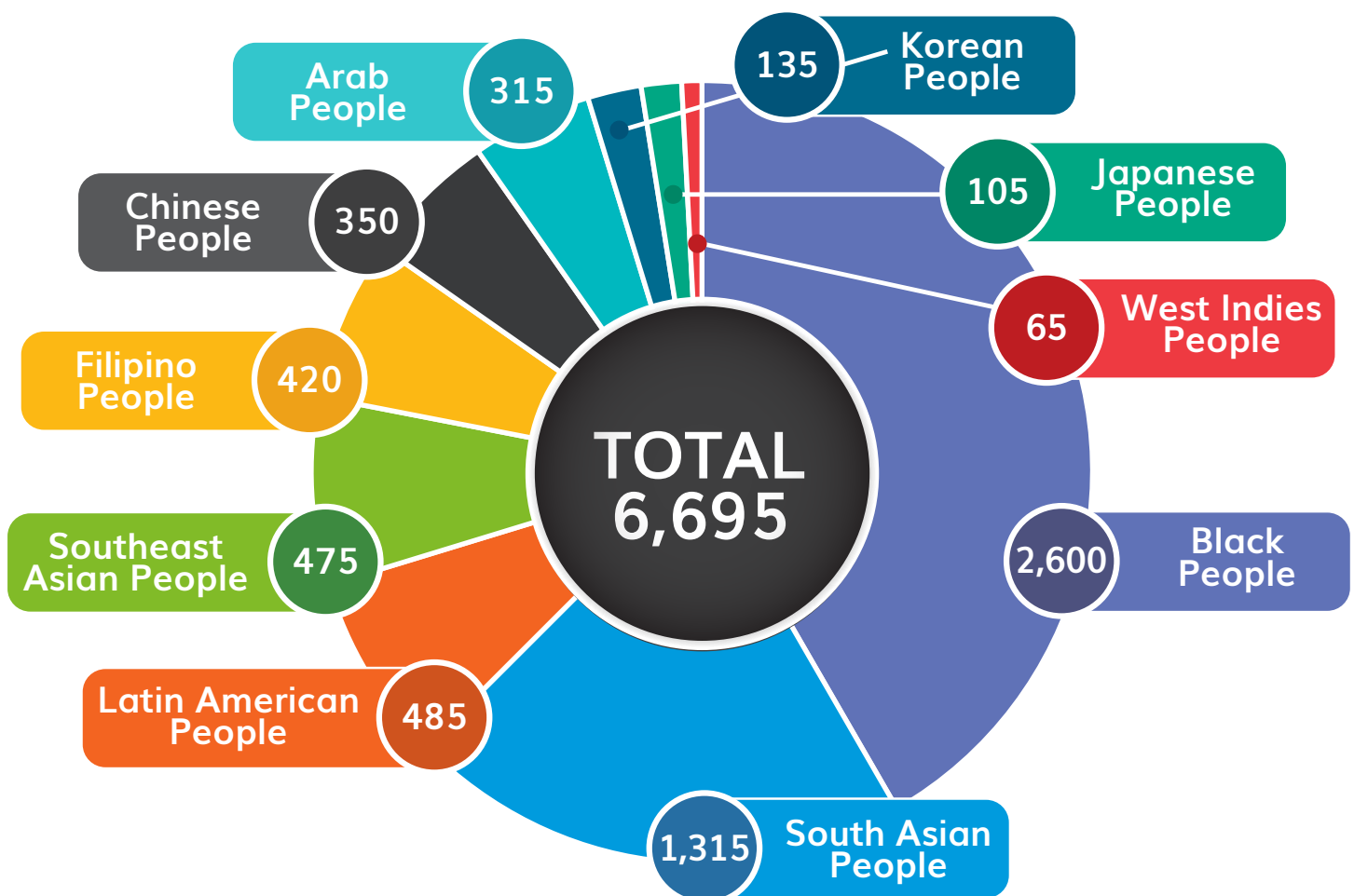
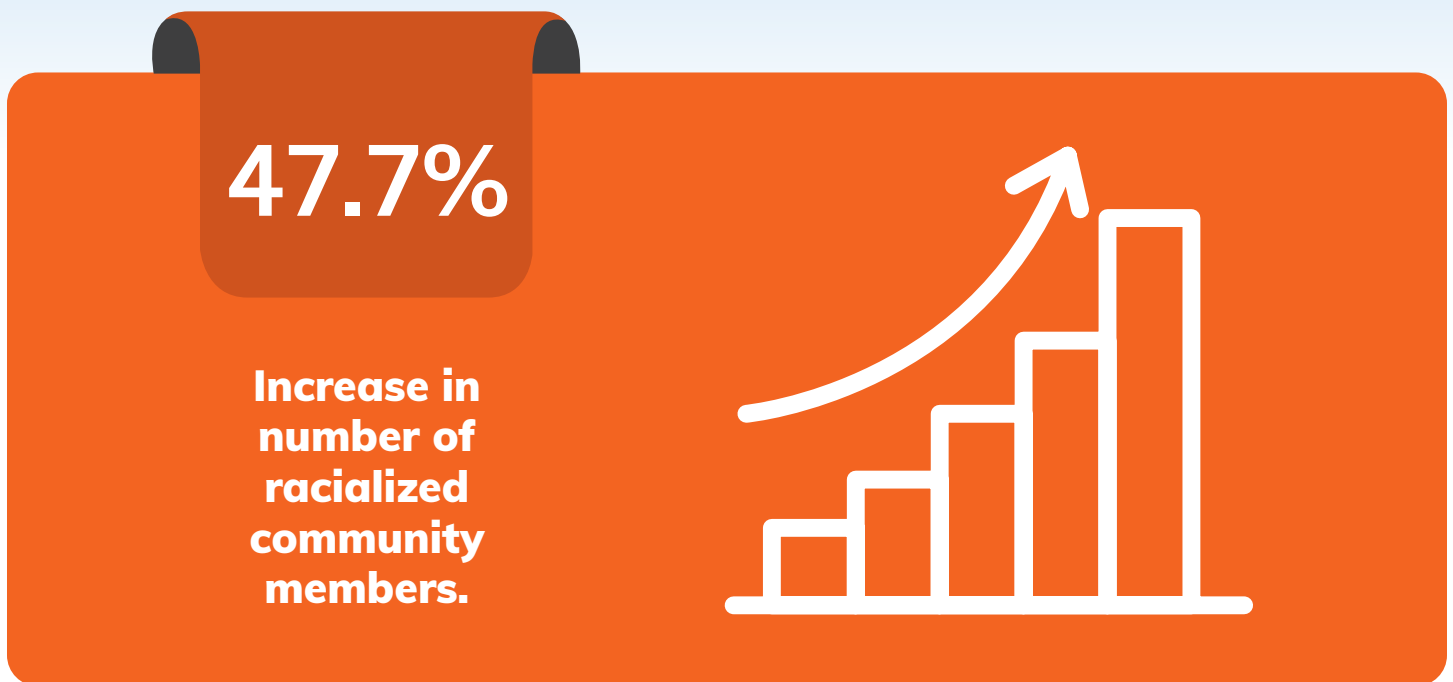
Recent immigrant refers to a person who obtained a landed immigrant or permanent resident status up to five years prior to a given census year.<sup>3</sup>



<sup>3</sup> Government of Canada, S. C. (2019, January 3). Release and concepts overview 2016 census of population: Immigration and ethnocultural diversity. Release and Concepts Overview, 2016 Census of Population: Immigration and ethnocultural diversity release. Retrieved November 28, 2022, from <https://www12.statcan.gc.ca/census-recensement/2016/ref/98-501/98-501-x2016008-eng.cfm>

# Racialized Communities

In 2021 Census analytical and communications products the term “visible minority” has been replaced by the terms “racialized population” or “racialized groups” reflecting the increased use of these terms in the public sphere.<sup>4</sup>



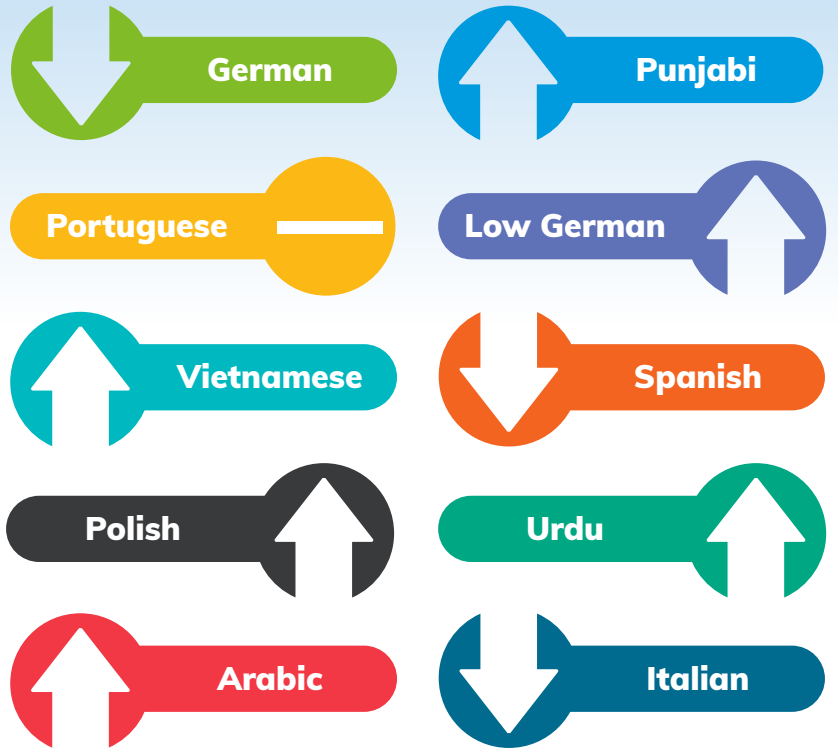

<sup>4</sup> Government of Canada, Statistics Canada. (2022, October 26). Focusing on a selected geographic area, this product presents data highlights for each of the major releases of the 2021 census. these data highlights are presented through text, tables and figures. A map image of the geographic area is also included in the product. the geographic levels presented in this product include Canada, provinces and territories, census metropolitan areas, census agglomerations, census divisions and census subdivisions. Focus on Geography Series, 2021 Census - Chatham-Kent (Census subdivision). Retrieved November 28, 2022, from <https://www12.statcan.gc.ca/census-recensement/2021/as-sa/fogs-spg/page.cfm?topic=9&lang=E&dguid=2021A00053536020>

# Official Language Spoken Most Often At Home:

**English**  
**98,850**

**French**  
**625**

# Non-Official Language Spoken Most Often At Home:



**70**

**Over 70 languages spoken at home**

## Contact Us:



Funded by:

Financé par :



Immigration, Refugees  
and Citizenship Canada

Immigration, Réfugiés  
et Citoyenneté Canada

Email: [cklip@chatham-kent.ca](mailto:cklip@chatham-kent.ca)  
Web: [www.chatham-kent.ca/cklip](http://www.chatham-kent.ca/cklip)

CK.ON.LIP @Chatham-KentLIP



Email: [livingCK@chatham-kent.ca](mailto:livingCK@chatham-kent.ca)  
Web: [www.livingCK.ca](http://www.livingCK.ca)

LivingCK LivingCK livingchathamkent